






Drawing Forest Animals with an Algorithm Direct Drawing Activity

Created by Deirdre Smith of JDaniel4's Mom

Clip Art by 



Terms of Use: These printables are provided *FREE* of charge. Please do share the web pages to my printables. Remember that all of my printables are for personal use. You cannot claim these printables or sell them as your own. All the printables are the property of JDaniel4sMom.com

Name: _____

when run 

Add a circle for the body. 

Add a circle for the head. 

Add two ears. 

Add two wings. 


Add two eyes. 

Add two feet. 

Add a feathers. 



Decorate the background.

Drawing an Owl Based on an Algorithm




Name: _____

when run



Decorate the background.

Drawing an Owl Based on an Algorithm



Name: _____

when run 

Add an oval for the body. 

Add a head and a neck 

Add four legs. 

Add eyes and a nose. 


Add two antlers. 

Add two ears. 

Add a tail. 

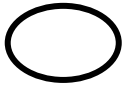
Decorate the background.

Drawing a Deer Based on an Algorithm




Name: _____

when run



Decorate the background.

Drawing a Deer Based on an Algorithm



Name: _____

when run 

Add an oval for the body. 

Add a head and a neck 

Add two ears. 

Add four legs. 


Add a tail 

Add a mask and an eye. 

Add stripes to the tail. 

Decorate the background.

Drawing an Raccoon Based on an Algorithm




Name: _____

when run



Decorate the background.

Drawing a Raccoon Based on an Algorithm



Name: _____

when run



Add an oval for the body.



Add a head and a neck.



Add two ears.



Add an oval for the leg.



Add an oval for the foot.



Add fuzzy tail.




Add an eye.



Decorate the background.

Drawing a Rabbit Based on an Algorithm



Name: _____

when run 



Decorate the background.

Drawing a Rabbit Based on an Algorithm

